



BandonCares Survey Results

27 responses as of May 1, 2010






1. Focus of the Network: Please rank how much BandonCares should focus on the following areas of networking goals: [Create Chart](#) [Download](#)

	Very Important	Important	Somewhat Important	Not Important	N/A	Rating Average	Response Count
Networking to share information and resources.	75.0% (18)	20.8% (5)	4.2% (1)	0.0% (0)	0.0% (0)	3.71	24
On-line resource directory	54.2% (13)	37.5% (9)	8.3% (2)	0.0% (0)	0.0% (0)	3.46	24
Online calendar accessible to nonprofits & community	70.8% (17)	20.8% (5)	4.2% (1)	0.0% (0)	4.2% (1)	3.70	24
Speakers on topics of interest.	20.8% (5)	58.3% (14)	20.8% (5)	0.0% (0)	0.0% (0)	3.00	24
Training on topics of interest.	29.2% (7)	54.2% (13)	16.7% (4)	0.0% (0)	0.0% (0)	3.13	24
Better communication & coordination using technology	58.3% (14)	37.5% (9)	4.2% (1)	0.0% (0)	0.0% (0)	3.54	24
Coordination of events and fundraising	50.0% (12)	37.5% (9)	12.5% (3)	0.0% (0)	0.0% (0)	3.38	24
Volunteer coordination	33.3% (8)	37.5% (9)	29.2% (7)	0.0% (0)	0.0% (0)	3.04	24

2. Would you (or your organization) be likely to participate in a regular network meeting? [Create Chart](#) [Download](#)

	Response Percent	Response Count
Yes 	79.2%	19
No	0.0%	0
Uncertain 	20.8%	5
<i>answered question</i>		24
<i>skipped question</i>		3

3. How frequently would you suggest the network meetings be held? [Create Chart](#) [Download](#)

	Response Percent	Response Count
Monthly 	4.2%	1
Every Other Month 	4.2%	1
Quarterly 	45.8%	11
Twice Per Year 	37.5%	9
Annually 	8.3%	2




4. Please rate your interest in the topics of interest for speakers, workshops or training.

[Create Chart](#) [Download](#)

	Very Interested	Interested	Slightly Interested	No Interest	N/A	Rating Average	Response Count
Nonprofit Mission, Vision And Strategic Planning	22.7% (5)	31.8% (7)	40.9% (9)	0.0% (0)	4.5% (1)	2.81	22
Program Development/Evaluation	26.1% (6)	47.8% (11)	26.1% (6)	0.0% (0)	0.0% (0)	3.00	23
Board Development	13.0% (3)	39.1% (9)	39.1% (9)	4.3% (1)	4.3% (1)	2.64	23
Financial Management	25.0% (6)	41.7% (10)	25.0% (6)	4.2% (1)	4.2% (1)	2.91	24
Legal/IRS Information	17.4% (4)	43.5% (10)	26.1% (6)	8.7% (2)	4.3% (1)	2.73	23
Accounting with Quickbooks	20.8% (5)	16.7% (4)	41.7% (10)	16.7% (4)	4.2% (1)	2.43	24
Leadership & Facilitation Skills	20.8% (5)	54.2% (13)	20.8% (5)	0.0% (0)	4.2% (1)	3.00	24
Conflict & Interpersonal Skills	25.0% (6)	41.7% (10)	29.2% (7)	0.0% (0)	4.2% (1)	2.96	24
Volunteer Management	39.1% (9)	39.1% (9)	21.7% (5)	0.0% (0)	0.0% (0)	3.17	23
Staffing & Personnel	4.3% (1)	52.2% (12)	21.7% (5)	4.3% (1)	17.4% (4)	2.68	23
Marketing and Public Relations	39.1% (9)	47.8% (11)	8.7% (2)	0.0% (0)	4.3% (1)	3.32	23
Fundraising	58.3% (14)	16.7% (4)	20.8% (5)	4.2% (1)	0.0% (0)	3.29	24
Grant Writing	43.5% (10)	39.1% (9)	13.0% (3)	4.3% (1)	0.0% (0)	3.22	23
General Technology Support	36.4% (8)	40.9% (9)	13.6% (3)	4.5% (1)	4.5% (1)	3.14	22
Using the Internet – Web Sites and eDonations	54.2% (13)	25.0% (6)	12.5% (3)	8.3% (2)	0.0% (0)	3.25	24
Automated Donor/Member Management	12.5% (3)	45.8% (11)	25.0% (6)	12.5% (3)	4.2% (1)	2.61	24
Automation Tools (social networking, eMeetings)	17.4% (4)	43.5% (10)	26.1% (6)	8.7% (2)	4.3% (1)	2.73	23
General Automation Training for Staff/Volunteers	31.8% (7)	40.9% (9)	13.6% (3)	9.1% (2)	4.5% (1)	3.00	22
Building Collaborations	47.6% (10)	33.3% (7)	9.5% (2)	4.8% (1)	4.8% (1)	3.30	21




5. How likely are you to attend a full or half day of training on topics similar to those listed in this questionnaire if the trainings were provided in the local area?

[Create Chart](#) [Download](#)

	Response Percent	Response Count
Very Likely 	45.8%	11
Likely 	50.0%	12
Somewhat Likely 	4.2%	1
Not Likely	0.0%	0
Not Sure	0.0%	0
<i>answered question</i>		24
<i>skipped question</i>		3

6. Would you be interested in workshops or training sessions presented on DVD, Internet Video or using online tutorials?

[Create Chart](#) [Download](#)

	Response Percent	Response Count
Yes 	75.0%	18
No 	4.2%	1
Uncertain 	20.8%	5

7. What times of day would be convenient for you to attend meetings or training sessions? (Check all that apply.) [Create Chart](#) [Download](#)

	Response Percent	Response Count
Early Morning	12.5%	3
Mid Morning	33.3%	8
Lunch Time	41.7%	10
Mid-Afternoon	58.3%	14
Late Afternoon	62.5%	15
Evening	45.8%	11
Show replies Other (please specify)	8.3%	2

8. What days of the week would be convenient for meetings or training? (Check all that apply.) [Create Chart](#) [Download](#)

	Response Percent	Response Count
Monday	50.0%	11
Tuesday	40.9%	9
Wednesday	72.7%	16
Thursday	81.8%	18
Friday	54.5%	12
Saturday	36.4%	8

9. What fee would you be willing to pay per person for a 3 - 5 hour training session? [Create Chart](#) [Download](#)

	Response Percent	Response Count
none	15.0%	3
less than \$25	65.0%	13
\$50	35.0%	7
\$75 - \$125	0.0%	0
Show replies Other (please specify)		7
answered question		20
skipped question		7

10. Would you be willing to serve on the BandonCares Steering Committee to develop and maintain the nonprofit network? [Create Chart](#) [Download](#)

	Response Percent	Response Count
Yes	36.4%	8
No	36.4%	8
Maybe - Please contact me.	27.3%	6

11. Do you have a skill or area of expertise that you would be willing to share by offering training to your peers? Indicate areas below (check all that apply) and let us know more about your expertise. [Create Chart](#) [Download](#)

	Response Percent	Response Count
Strategic Planning	0.0%	0
Organizational Management	18.2%	2
Personnel Management	9.1%	1
Volunteer Recruiting/Development	18.2%	2
Public Relations/Advertising	18.2%	2
Grant Writing	9.1%	1
Fundraising	0.0%	0
Financial Management	0.0%	0
Accounting & Budgeting	0.0%	0
Program Development/Evaluation	27.3%	3
Using Technology	36.4%	4
Show replies Other (please specify)	36.4%	4

Responding “yes” or “maybe” to serving on the BandonCares Steering Committee:

1. Smith
2. Haggerty
3. Polizzi
4. Binnewies
5. Hubbard
6. Barker
7. Clarke
8. Shindler
9. Whitty
10. Russell
11. Hundley
12. Lanier
13. Yaeger
14. Gillard-Juarez